



NEUBERGER BERMAN

Fixed Income Investment Outlook 2Q 2023

A Sharp Turn

Aggressive monetary pressure finally saw meaningful impact in the first quarter, in the form of a bank liquidity crisis that required swift intervention by regulators to limit contagion. Markets reacted with volatility and, in anticipation of tighter financial conditions, came to reflect a potentially shorter route to the U.S. Federal Reserve's terminal rate. In the upcoming months, we expect inflation to continue its decline, but believe that, after a Fed pause, central banks will be slower to ease than many expect. In this environment, we favor a focus on credit with a quality bias to defend against economic weakness.

NEUBERGER	BERMAN
-----------	--------

Neuberger Berman, founded in 1939, is a private, independent, employee-owned investment manager. The firm manages a range of strategies—including equity, fixed income, quantitative and multi-asset class, private equity, real estate and hedge funds—on behalf of institutions, advisors and individual investors globally. With offices in 26 countries, Neuberger Berman’s diverse team has over 2,600 professionals. For eight consecutive years, the company has been named first or second in *Pensions & Investments* Best Places to Work in Money Management survey (among those with 1,000 employees or more). Neuberger Berman is a PRI Leader, a designation, since last assessed, that was awarded to fewer than 1% of investment firms for excellence in Environmental, Social and Governance (ESG) practices. In the 2021 PRI Assessment, the firm obtained the highest possible scoring for its overarching approach to ESG investment and stewardship, and integration across asset classes. The firm manages \$427 billion in client assets as of December 31, 2022. For more information, please visit our website at www.nb.com.

A Sharp Turn

At the start of the year, we anticipated that the U.S. Federal Reserve would forge ahead with tightening until it had clear evidence of slowing inflation—or until higher rates caused something to “break.” That breakage did in fact come in the form of the first quarter’s severe banking issues, which prompted quick regulatory action and sharply reduced expectations for the Fed’s terminal rate, causing Treasury rates to decline. Moving ahead, we believe tighter lending standards will help curb economic growth, limiting (but not ending) prospects for moderate tightening going forward, and fostering a balance for investors between an improving rate environment and a deteriorating economy.

Crisis and Policy Response

The collapse of Silicon Valley Bank in March was a “run on the bank” for the digital age, as leery depositors—by phone, computer and on foot—rapidly sought to pull their accounts. The trigger was not credit quality, but rather the bank’s maturity mismatch between short-term deposits and long-term investments in Treasuries and mortgage-backed securities.

U.S. regulators’ swift action to guarantee uninsured deposits at SVB and Signature Bank, and to create a new \$25 billion Bank Term Funding Program, generally helped limit contagion, though not before the Swiss central bank chose to extend a massive loan to Credit Suisse and engineer its acquisition by UBS. Also assisting were 11 large U.S. banks, which pledged to deposit \$30 billion into struggling First Republic Bank to reinforce depositor confidence. First Citizens Bank will now acquire SVB assets at a steep discount.

Speaking before Congress, Treasury Secretary Janet Yellen said that further deposit guarantees might be warranted for smaller banks if there were systematic danger, which to some suggested the possibility of universal deposit insurance down the road. Still, it appears that all this protection could come with heightened bank regulation, while many banks have reportedly tightened their lending standards.

Stabilizing, With Room for Error

For now, the crisis seems to have eased. Financial markets, which initially panicked amid fear of widespread bank failures, have generally managed to recover, though high yield spreads have widened as longer Treasury rates have declined. Still, the liquidity mismatch at SVB is likely common among many lenders, while many smaller institutions are losing depositors to larger counterparts. In addition, smaller banks tend to be heavily exposed to commercial real estate, which continues to suffer from post-COVID structural changes, higher interest rates and economic slowing.

All this complicates the task of the Fed, which now must deal with financial stability concerns along with its inflation goals. Unfortunately, price increases remain far above the 2% target, and depending on how banking weakness plays out, the central bank may be forced to maintain tight conditions for longer than many expect. That said, we do anticipate slowing inflation this quarter, with the Fed perhaps executing one more increase before taking a pause. From an investment perspective, we see markets as assuming too much in terms of monetary easing, which reduces potential opportunity in duration. In contrast, we see tactical potential in credit despite weakening fundamentals, with an up-in-quality emphasis within high yield and emerging markets debt.

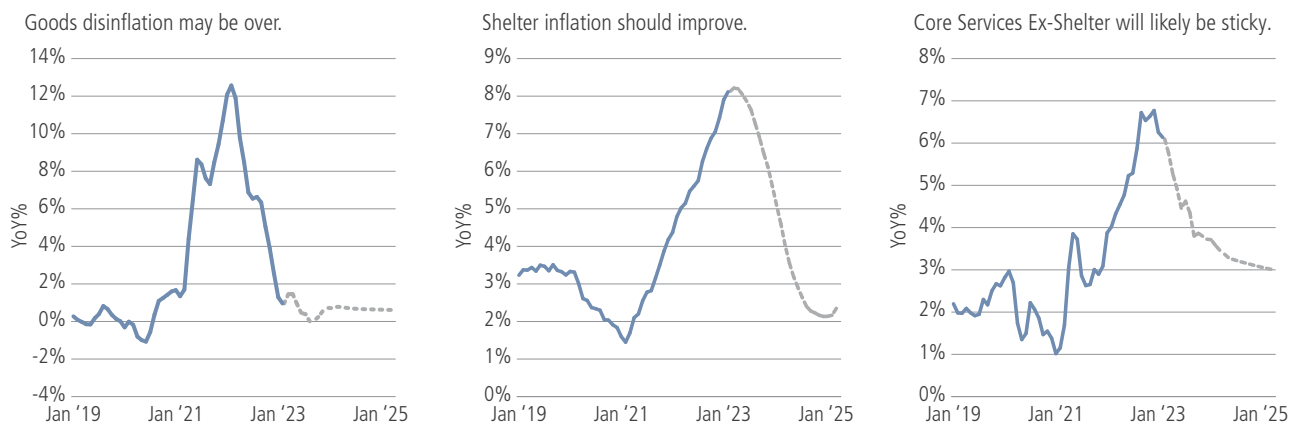
We provide details on our investment themes in the pages that follow.

1. Inflation Should Begin to Fall Globally

The level of inflation should continue to recede gradually, first in the U.S. and later in Europe. In the U.S., the severe decline of goods inflation is close to over; however, shelter costs may be near their peak, while non-shelter services are improving, but could remain sticky. Wage growth remains an issue as, despite layoff announcements (particularly in technology), open positions still far outstrip job seekers. Meanwhile, elevated inflation continues to motivate workers to pressure employers for more pay, whether in union negotiations or individual conversations throughout the country.

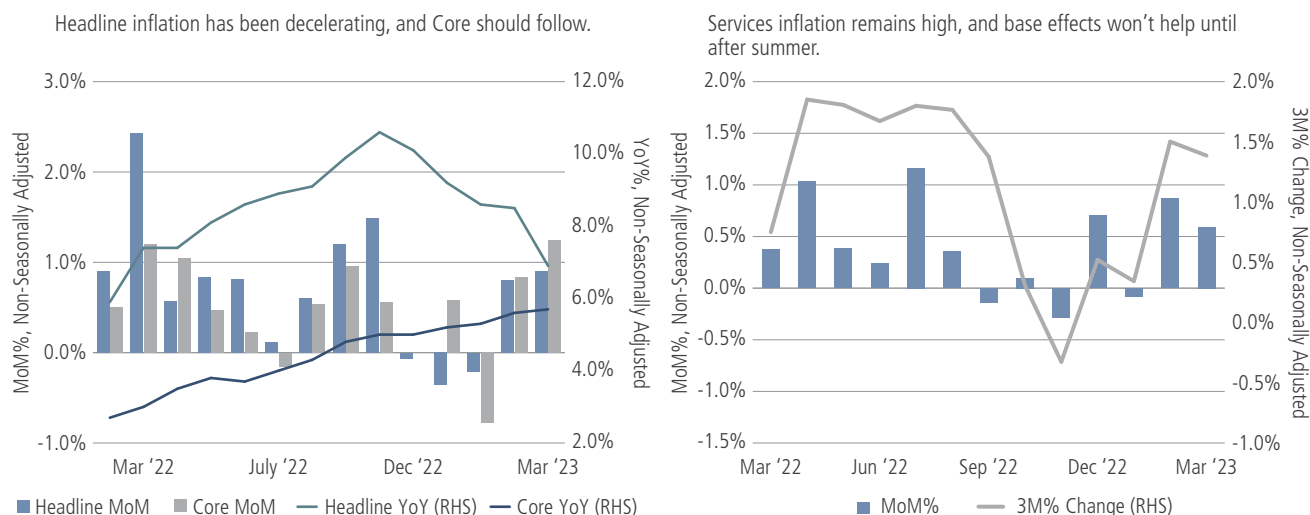
Across the Atlantic, impacts from the Ukraine invasion are starting to fall out of data series, which should push European inflation lower, starting with headline numbers and followed by core inflation. However, services inflation remains elevated and may be slow to moderate. All this means that the European Central Bank is more likely to go on hold than actually cut interest rates.

U.S. INFLATION DECLINES IN STAGES



Source: Neuberger Berman calculations and forecasts, Bloomberg. Actual data as of February 2023.

IN EUROPE, INFLATION BASE EFFECTS COULD LEAD TO A PAUSE—BUT CUTS MAY WAIT



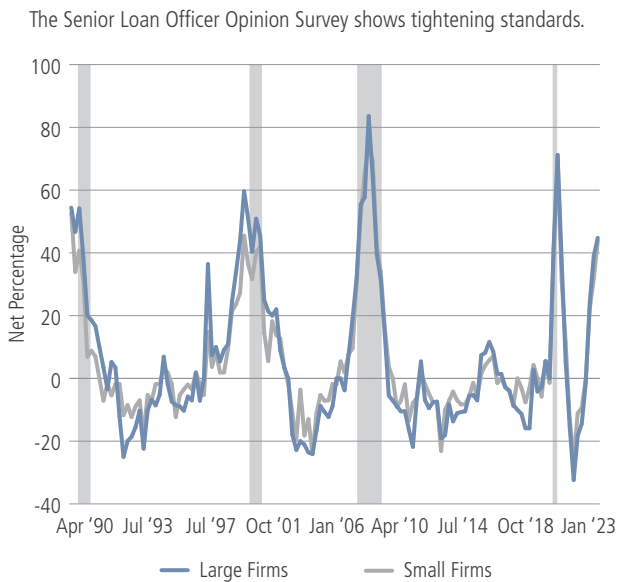
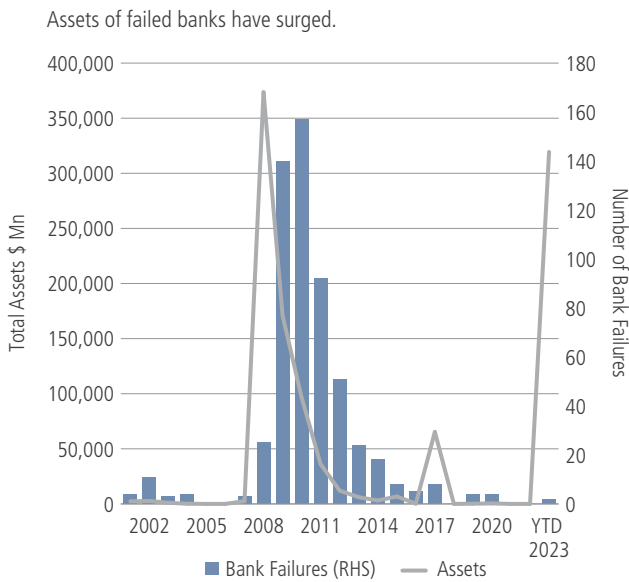
Source: Bloomberg, as of March 2023.

2. With Banking Conditions Uncertain, Credit Conditions Should Tighten

Despite aggressive regulatory steps, the banking outlook remains uncertain. As noted, many banks appear to suffer from the same maturity mismatch as SVB, carrying significant mark-to-market losses on their balance sheets. Meanwhile, smaller U.S. banks, which number in the thousands, are heavily exposed to commercial real estate—potentially an issue should the economy’s slowdown worsen. The extent of deposit withdrawals and the level of bank loan book credit quality will be important issues. Meanwhile, bank rescues have thus far been isolated, but could be hugely expensive if extended to a wider array of institutions, potentially limiting the Fed’s range of action. The banking situation bears close scrutiny as we move forward.

Even with a stable banking picture, bank credit conditions, which were already tightening (see display), are likely to constrict even more, given more intense regulatory oversight and greater attention to risk. Already the equivalent of a couple 25-basis-point rate hikes, this should assist with the slowing that the Fed has worked to engineer—which is a key reason for market repricing and why we feel that any further policy rate increases are likely to be limited.

U.S. CREDIT STANDARDS COULD GET TIGHTER



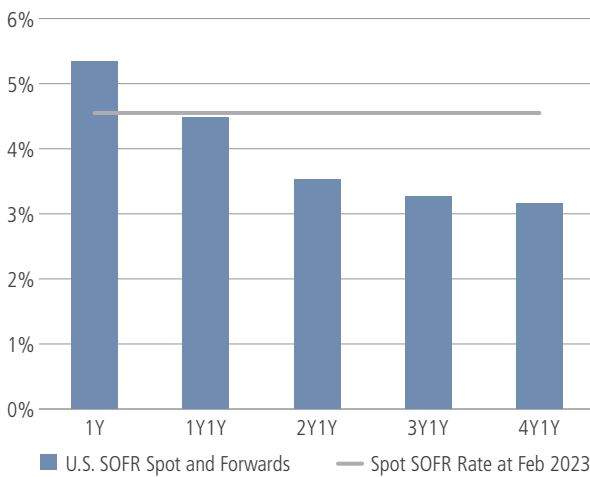
Source: FDIC, Federal Reserve, as of 1Q 2023.

3. Rates Now Price Significant Policy Easing

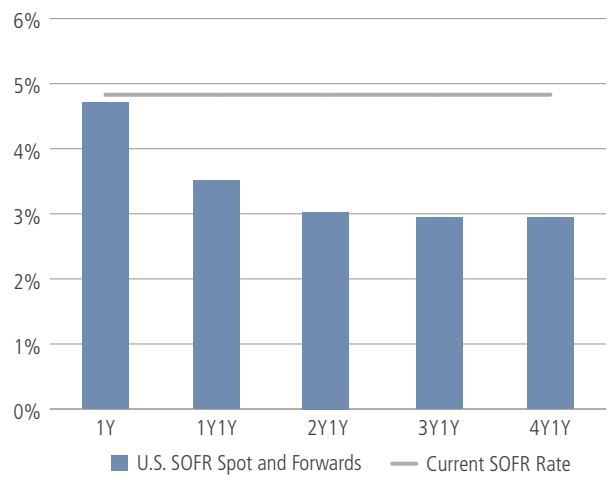
Declining inflation and central banks’ move to a “hold” should have some positive tailwinds for markets or, at a minimum, contribute to stability. Given current reduced market expectations for tight policy, we see less tactical value in government bonds than earlier in the year, with duration holding reduced appeal. Yields are likely to remain higher than what markets are used to. Moreover, within our current expected range of 3 – 4%, the 10-year Treasury yield sits fairly close to its lower bound, making it less attractive than it was a few months ago and potentially vulnerable to a pull-back if the central bank fails to ease as much as anticipated. As shown, five-year rates have now repriced from positive to negative carry, and so would require quick, or fairly deep, cuts to reverse the situation.

FIVE-YEAR RATES: PRICED NOT TO CARRY

At the end of February, five-year swaps were less reliant on cuts and provided positive carry for the first year



A month later, five-year swaps had negative carry at inception.

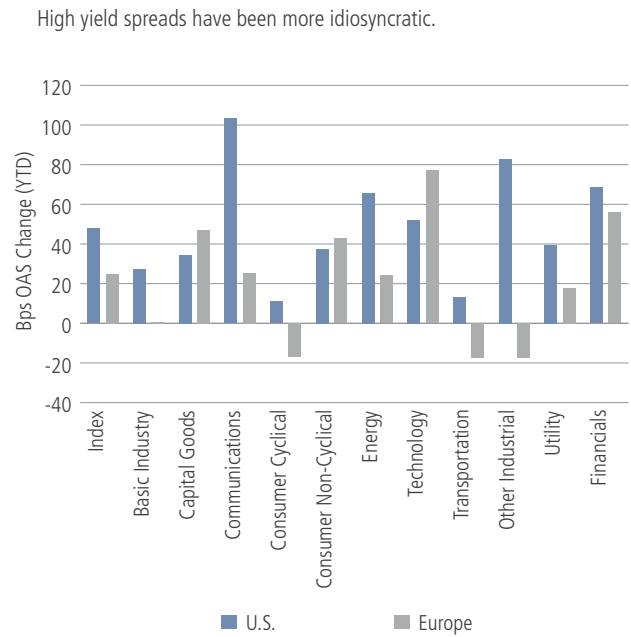
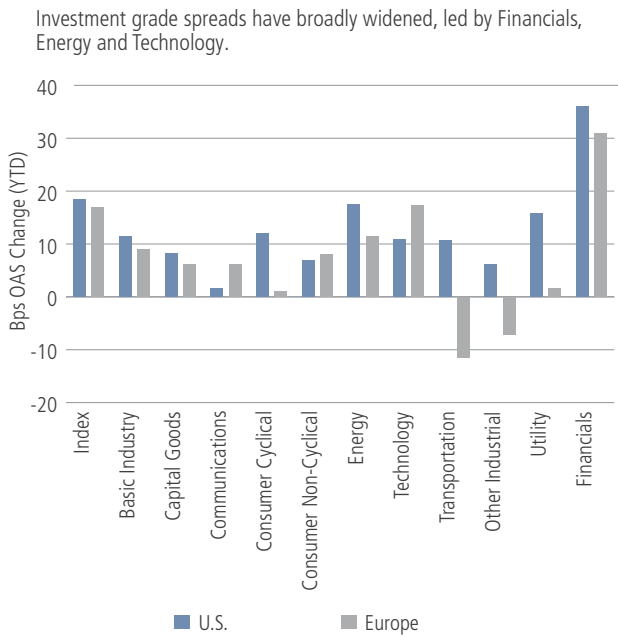


Source: Bloomberg, as of March 29, 2023.

4. Credit Spreads Have Widened, Creating Tactical Opportunities

Although medium to long rates have declined, credit spreads have actually widened out of concern around economic slowing and vulnerability to higher debt costs. As such, we see more attractive relative valuations across the fixed income universe. With an environment that no longer “lifts all boats,” dispersion among issuers tied to management strength, balance sheets and strategic position will likely surface more readily, while the rate of defaults could increase. Importantly, both risks and opportunities are likely to become more idiosyncratic—specifically tied to the issuers involved—which means that credit research and security selection will become particularly important. Especially within the non-investment grade space, we believe that a focus on quality issuance can help investors ride through a difficult period.

IMPROVED SPREAD ENVIRONMENT



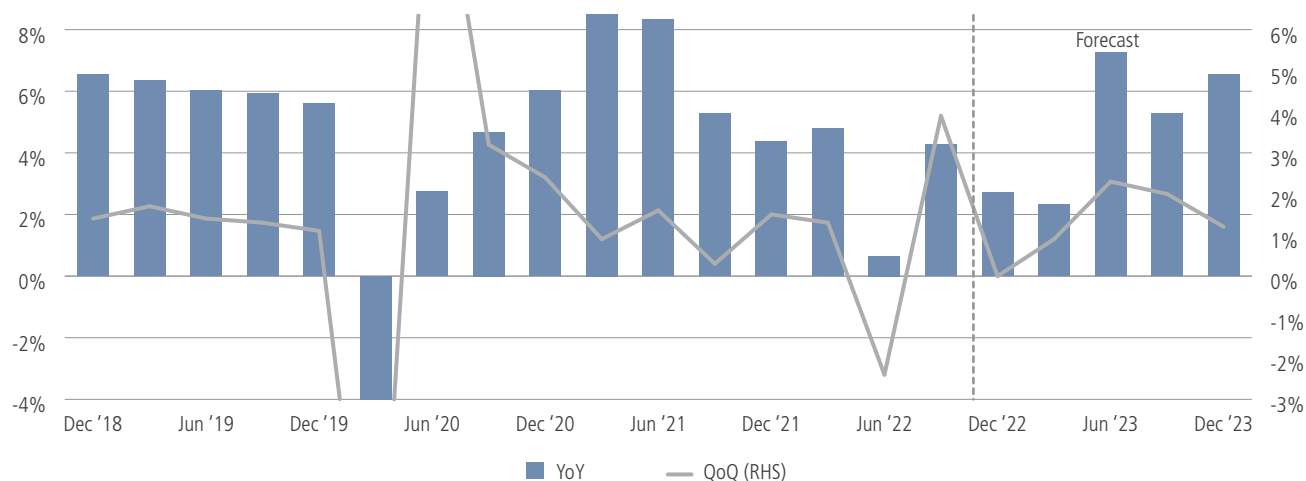
Source: Bloomberg. As of March 24, 2023.

5. Emerging Markets: Local Currency and Quality Stand Out

Recent developed-market monetary tightening and dollar strength have proved headwinds for emerging markets debt, but we see scope for strength, particularly in local-currency markets. Rate increases in the developing world largely predated the current Fed campaign and limit further interest rate risk moving forward. Importantly, China's growth prospects have been improving, with our outlook for 2023 GDP increasing to 5.3% from 4.2% previously, and compared to the country's 5% growth target (see display). This should help lift economies across Asia, supporting their exchange rates and overall credit fundamentals. We remain cautious on the high yield sector given elevated risks. However, assuming the U.S. avoids severe recession, we like higher-quality local currency debt. In our view, favorable yields make emerging markets debt an appealing alternative on a total return basis for investors seeking to trim their equity exposure.

CHINA GROWTH BENEFITS FROM REOPENING, REGULATORY SUPPORT

% GDP Growth (Year-Over-Year and Quarter-Over-Quarter)



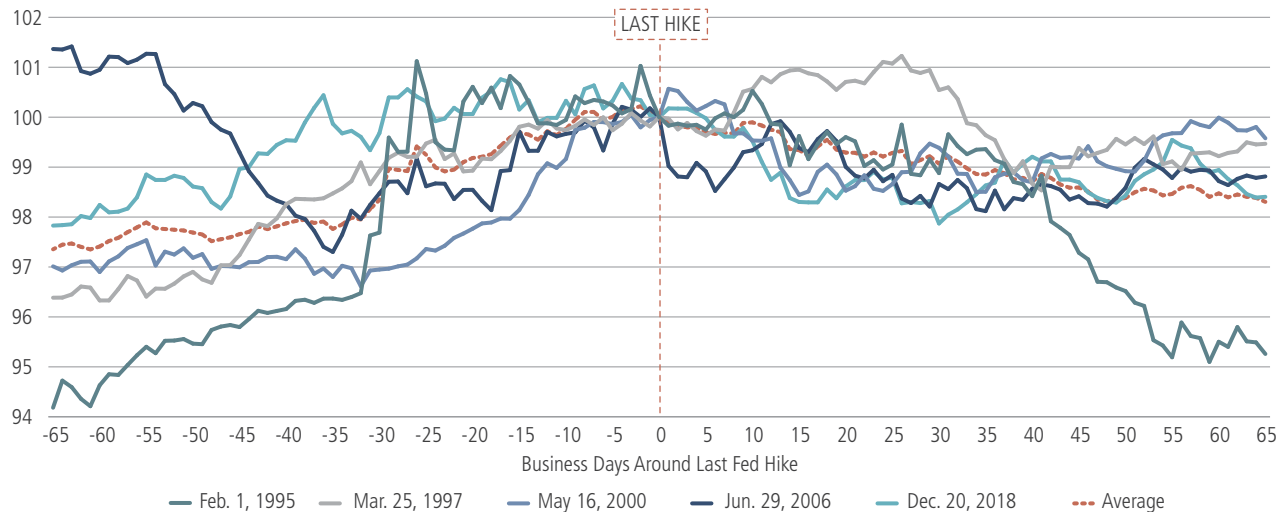
Source: CEIC; Neuberger Berman, as of March 6, 2023.

6. The Dollar Could Soften From Here

Two key factors drove U.S. dollar strength in 2022: the Fed's move ahead of other developed-market central banks to raise interest rates and the energy crisis, which pressured net energy-importing countries. Both of those situations have since changed dramatically. U.S. terminal rate expectations have dropped more than European counterparts, while oil prices have dropped from their highs and natural gas shortages in Europe have proven less dire than anticipated. Assuming markets avoid further "accidents" like the banking crisis, and as long as European growth holds up, we believe that the U.S. dollar could move lower from here.

FINAL FED HIKE HAS OFTEN PRECEDED DOLLAR WEAKNESS

U.S. dollar price before and after the last Fed interest rate hike in a cycle.



Source: Bloomberg, Neuberger Berman calculations, as of March 30, 2023. U.S. Fed Trade-Weighted Nominal Broad Dollar Index.

Market Views

Next 12 Months

	UNDER --	-	NEUTRAL ◇	+	OVER ++	CHANGE NOTES
GOVERNMENT BOND MARKETS						
United States	<input type="radio"/>	<input checked="" type="radio"/>	<input type="radio"/>	<input type="radio"/>	<input type="radio"/>	Sharply lower market rates may reflect too much optimism on Fed policy.
United Kingdom	<input type="radio"/>	<input type="radio"/>	<input type="radio"/>	<input checked="" type="radio"/>	<input type="radio"/>	Gilts have failed to rally despite the prospect of a more moderate central bank stance amid uncertainty.
Germany	<input type="radio"/>	<input type="radio"/>	<input type="radio"/>	<input checked="" type="radio"/>	<input type="radio"/>	Leads the inflation correction due to the openness and efficiency of its economy.
France	<input checked="" type="radio"/>	<input type="radio"/>	<input type="radio"/>	<input type="radio"/>	<input type="radio"/>	The budget deficit should increase in the wake of rising rates and sluggish growth.
Italy	<input type="radio"/>	<input type="radio"/>	<input type="radio"/>	<input checked="" type="radio"/>	<input type="radio"/>	The new governing coalition maintains seriousness on fiscal policy from the previous Draghi government.
Spain	<input type="radio"/>	<input checked="" type="radio"/>	<input type="radio"/>	<input type="radio"/>	<input type="radio"/>	Yields offer only modest value despite slowing inflation and softening economy.
Japan	<input type="radio"/>	<input checked="" type="radio"/>	<input type="radio"/>	<input type="radio"/>	<input type="radio"/>	
Canada	<input type="radio"/>	<input type="radio"/>	<input type="radio"/>	<input checked="" type="radio"/>	<input type="radio"/>	Monetary tightening appears on pause, though labor conditions remain strong.
New Zealand	<input type="radio"/>	<input type="radio"/>	<input type="radio"/>	<input checked="" type="radio"/>	<input type="radio"/>	The central bank has delivered aggressively on expected terminal rates, and is likely to pause its hiking cycle.
Australia	<input type="radio"/>	<input checked="" type="radio"/>	<input type="radio"/>	<input type="radio"/>	<input type="radio"/>	Sharply lower market rates may reflect too much optimism on RBA rate cuts.
U.S. TIPS	<input type="radio"/>	<input type="radio"/>	<input type="radio"/>	<input checked="" type="radio"/>	<input type="radio"/>	Inflation will likely remain above recent norms, creating value in breakevens.
INVESTMENT GRADE SECTOR						
U.S. Agencies	<input type="radio"/>	<input type="radio"/>	<input checked="" type="radio"/>	<input type="radio"/>	<input type="radio"/>	
U.S. Agency MBS	<input type="radio"/>	<input type="radio"/>	<input type="radio"/>	<input type="radio"/>	<input checked="" type="radio"/>	
U.S. CMBS	<input type="radio"/>	<input type="radio"/>	<input type="radio"/>	<input checked="" type="radio"/>	<input type="radio"/>	
U.S. ABS	<input type="radio"/>	<input type="radio"/>	<input type="radio"/>	<input checked="" type="radio"/>	<input type="radio"/>	
U.S. Mortgage Credit	<input type="radio"/>	<input type="radio"/>	<input type="radio"/>	<input checked="" type="radio"/>	<input type="radio"/>	
U.S. Credit	<input type="radio"/>	<input type="radio"/>	<input type="radio"/>	<input checked="" type="radio"/>	<input type="radio"/>	
Europe Credit	<input type="radio"/>	<input type="radio"/>	<input type="radio"/>	<input checked="" type="radio"/>	<input type="radio"/>	
U.K. Credit	<input type="radio"/>	<input type="radio"/>	<input type="radio"/>	<input type="radio"/>	<input checked="" type="radio"/>	Economic stresses and higher taxes have dampened issuer fundamentals.
Hybrid Financial Capital	<input type="radio"/>	<input type="radio"/>	<input type="radio"/>	<input type="radio"/>	<input checked="" type="radio"/>	We favor select preferreds issued by U.S. money-center banks and AT1s from European "national champions."
Municipals	<input type="radio"/>	<input type="radio"/>	<input checked="" type="radio"/>	<input type="radio"/>	<input type="radio"/>	

Market Views (continued)

Next 12 Months

	UNDER --	-	NEUTRAL ◇	+	OVER ++	CHANGE NOTES
HIGH YIELD & EMERGING MARKETS						
U.S. Full-Market High Yield	○	○	○ → ●	●	○	Wider spreads make for attractive relative yields, though economic stresses favor a quality bias.
U.S. Short-Duration High Yield	○	○	○	●	○	
Pan-Euro High Yield	○	○	○ → ●	●	○	Increased income generation offsets increased macro risk for quality issuance; conditions warrant an emphasis on quality.
Floating-Rate Loans	○	○	○ → ●	●	○	We see a more favorable risk-return balance with wider yields and floating-rate characteristics; a quality bias can help manage risk.
U.S. CLO	○	○	○	●	○	
EM Hard-Currency Sovereigns	○	○	○ → ●	●	○	EM growth prospects, valuations and various recovery stories in sovereign high yield names should provide a good basis for prospective returns.
EM Hard-Currency Corporates	○	○	●	○	○	
EM Hard-Currency Short Duration	○	○	○	●	○	
EM Local-Currency Sovereigns	○	○	○ → ●	●	○	EM and China growth prospects combined with a mature tightening cycle should provide support to EMFX and local bonds.
CURRENCY*						
U.S. Dollar	○	● ← ○	○	○	○	Likely Fed policy shift may augur a weaker dollar, along with energy trends and constructive EU data.
Euro	○	○	○ → ●	●	○	ECB tightening likely has further to go unless data deteriorates and inflation falls sharply from here.
Pound	○	●	○	○	○	
Yen	○	○	● ← ○	○	○	Recent performance strength drives our tactical move to neutral.
Swiss Franc	○	○	●	○	○	
Australian Dollar	○	○	●	○	○	
Swedish Krona	○	○	● ← ○	○	○	Domestic data has been weak, reducing the appeal of the currency.
Norwegian Krone	○	○	●	○	○	
Canadian Dollar	○	○	●	○	○	
Mexican Peso	○	○	○	●	○	
South African Rand	○	○	○	●	○	
Brazilian Real	○	○	●	○	○	
Chinese Yuan	○	○	●	○	○	

Views expressed herein are generally those of the Neuberger Berman Fixed Income Investment Strategy Committee and do not reflect the views of the firm as a whole. Neuberger Berman advisors and portfolio managers may make recommendations or take positions contrary to the views expressed. Nothing herein constitutes a prediction or projection of future events or future market behavior. Due to a variety of factors, actual events or market behavior may differ significantly from any views expressed. See additional disclosures at the end of this material, which are an important part of this presentation.

*Currency views are based on spot rates, including carry.

Talk to Neuberger Berman

For more information, please contact your Neuberger Berman representative or visit www.nb.com.

FIRM HEADQUARTERS

New York
800.223.6448

REGIONAL HEADQUARTERS

Hong Kong
+852 3664 8800

London
+44 20 3214 9000

Tokyo
+81 3 5218 1930

PORTFOLIO MANAGEMENT CENTERS

Atlanta	New York
Bermuda	Paris
Boston	Philadelphia
Buenos Aires	San Francisco
Chicago	Shanghai
Dallas	Singapore
Hong Kong	The Hague
London	Taipei
Los Angeles	Tokyo
Milan	Toronto

OFFICES

AMERICAS

Atlanta
Bermuda
Bogota
Boston
Buenos Aires
Chicago
Dallas
Los Angeles
Morristown
New York
Philadelphia
San Francisco
São Paulo
Tampa
Toronto
West Palm Beach
Wilmington

EUROPE, MIDDLE EAST & AFRICA

Dubai
Dublin
Frankfurt
London
Luxembourg
Madrid
Milan
Paris
Rome
Stockholm
Tel Aviv
The Hague
Zurich

ASIA PACIFIC

Hong Kong
Melbourne
Mumbai
Seoul
Shanghai
Singapore
Sydney
Taipei
Tokyo

This material is provided for informational purposes only and nothing herein constitutes investment legal accounting or tax advice or a recommendation to buy sell or hold a security. This material is general in nature and is not directed to any category of investors and should not be regarded as individualized a recommendation investment advice or a suggestion to engage in or refrain from any investment-related course of action. Neuberger Berman is not providing this material in a fiduciary capacity and has a financial interest in the sale of its products and services. Neuberger Berman as well as its employees does not provide tax or legal advice. You should consult your accountant tax adviser and/or attorney for advice concerning your particular circumstances. Information is obtained from sources deemed reliable, but there is no representation or warranty as to its accuracy completeness or reliability. All information is current as of the date of this material and is subject to change without notice. Any views or opinions expressed may not reflect those of the firm as a whole. Neuberger Berman products and services may not be available in all jurisdictions or to all client types. Investing entails risks including possible loss of principal. Investments in hedge funds and private equity are speculative and involve a higher degree of risk than more traditional investments. Investments in hedge funds and private equity are intended for sophisticated investors only. Indexes are unmanaged and are not available for direct investment. **Past performance is no guarantee of future results.**

The views expressed herein are those of the Neuberger Berman Fixed Income Investment Strategy Committee. Their views do not constitute a prediction or projection of future events or future market behavior. This material may include estimates, outlooks, projections and other "forward-looking statements." Due to a variety of factors, actual events or market behavior may differ significantly from any views expressed. This material is being issued on a limited basis through various global subsidiaries and affiliates of Neuberger Berman Group LLC. Please visit www.nb.com/disclosure-global-communications for the specific entities and jurisdictional limitations and restrictions. The "Neuberger Berman" name and logo are registered service marks of Neuberger Berman Group LLC.

NEUBERGER	BERMAN
-----------	--------

Neuberger Berman
1290 Avenue of the Americas
New York, NY 10104-0001